

2011

NATIONAL PUBLIC OPINION SURVEY
of
IRANIAN AMERICANS

Commissioned by

Public Affairs Alliance of
Iranian Americans (PAAIA)

&

Conducted by

Zogby Research Services



Publication of the
Public Affairs Alliance of Iranian Americans

All Rights Reserved.

1614 20th Street NW
Washington DC 20009
Phone: (202) 828-8370
Fax: (202) 828-8371
www.paaia.org

TABLE OF CONTENTS

I. EXECUTIVE SUMMARY	1
PAAIA 2011 Survey Highlights	1
In Summary.....	2
II. REPORT AND SURVEY FINDINGS	3
Key Findings.....	3
1. Iranian Americans’ Links to Iran.....	3
2. Role of Ethnic Heritage in Defining Identity.....	4
3. Issues of Importance to Iranian Americans	4
4. President Obama’s Handling of Iran	6
5. Most Important Issues Relating to U.S.-Iran Relations	6
6. U.S. Policy Towards Iran.....	7
7. Establishing U.S. Interest Section in Iran.....	8
8. Delisting Mujaddeen-e-Khalq (MEK)	9
9. Impact of U.S. Sanctions on the Iranian American Community	9
10. Type of Government in Iran	9
11. 2012 Presidential Election	10
III. Organizational Information.....	11
Public Affairs Alliance of Iranian Americans (PAAIA).....	11
Zogby Research Services.....	11
IV. Appendices	12
Appendix 1. Characteristics of Respondents	12
Demographics	12
Methodology	13
Appendix 2. Questionnaire and Results.....	14

© 2011 Public Affairs Alliance of Iranian Americans (PAAIA). All Rights Reserved.



I. EXECUTIVE SUMMARY

In October of 2011, the Public Affairs Alliance of Iranian Americans (PAAIA) commissioned Zogby Research Services (formally known as Zogby International) to conduct its third national public opinion survey of Iranian Americans to gather accurate attitudinal and demographic information about the Iranian American community. The 2011 survey follows similar surveys commissioned by PAAIA and conducted by Zogby Research Services in 2008 and 2009. The surveys are an integral component of better understanding the Iranian American community and having its voice heard through the availability of on-going accurate scientific data.

PAAIA 2011 SURVEY HIGHLIGHTS

The results of the 2011 PAAIA survey indicate that over the past three years, the importance of ethnic heritage to Iranian Americans remains unchanged, with **eighty-three percent (83%)** believing that their heritage is either very important or somewhat important to them. Iranian Americans continue to retain close ties to family and friends in Iran, although percentages of respondents who say they have family in Iran has dropped off somewhat. Still **six in ten** Iranian Americans indicate that they communicate with their family and friends in Iran at least several times a month.

Most Iranian Americans (**43%**) believe that internal developments in Iran and the state of U.S.-Iran relations are at the core of their issues as Iranian Americans. These issues correlate and are at the heart of domestic issues involving Iranian Americans in the United States (e.g., civil rights, discrimination, etc.).

Iranian Americans want the Iranian regime to change. For the above mentioned self-interested reason, **two-thirds** of Iranian Americans believe that Iran should be a secular democracy. In contrast, only **six percent (6%)** believe that any form of an “Islamic Republic” would work well in Iran. The survey indicates that from among a list of six issues relating to U.S.-Iran relations, by far the greatest number of Iranian Americans (**63%**) cite the promotion of human rights and democracy as the most important, followed by **thirty percent (30%)** who cite the promotion of regime change.

However, though Iranian Americans want to see a democratic Iran that respects

General Impressions from the Survey

Most Iranian Americans believe that Iran’s political situation and the state of U.S. – Iran relations is at the core of their issues as Iranian Americans (e.g. image, civil rights, sanctions, etc.)



Most Iranian Americans believe, for the above-mentioned self-interested reasons as well as from an aspirational and patriotic point of view, that Iran should be a secular democracy where human rights are respected.



Iranian Americans differ about how the foregoing aspirations can be achieved. However, they believe that what has been done to date (by the various administrations) has not worked.



Iranian Americans would like to see activities and movement towards a free and democratic Iran.



Although their favorable attitude towards President Obama’s policy towards Iran has declined, Iranian Americans are mostly inclined to vote for Obama in the 2012 presidential election.



human rights, they differ on how the foregoing aspirations can be achieved. **Thirty eight percent (38%)** believe that diplomatic negotiations or establishing diplomatic relations (each received 19%) are the best foreign policy approaches vis-à-vis Iran that would also be in the best interests of the United States. In contrast, **thirty-two percent (32%)** of Iranian Americans believe that the promotion of regime change would be in the best interest of the United States. Only **three percent (3%)** of Iranian Americans favor a military option against Iran.

A large majority of **seventy-three percent (73%)** of Iranian Americans strongly support or somewhat support the establishment of a U.S. interest section in Iran that would provide consular services and issue U.S. visas. This is in keeping with the 2008 survey results, in relation to the fact that **sixty-one percent (61%)** of Iranian Americans have traveled to Iran at least once since moving to the United States, and the continued close ties they maintain with family and friends living in Iran.

A significant portion (**44%**) of Iranian Americans cite restrictions on transferring money between Iran and the U.S as having a somewhat burdensome or a very burdensome impact on their ability to support their families. A similar percentage, **forty-seven percent (47%)**, view U.S. sanctions as not very burdensome or not at all burdensome on them or their family. This, however, does not discount the difficulties that the former group encounters on a daily basis as a result of the sanctions.

A majority (**56%**) of Iranian Americans now disapprove of President Obama's handling of relations with Iran, while **thirty-two percent (32%)** approve of how the President addresses this issue. These numbers have flipped since 2009 when a majority of Iranian Americans viewed President Obama's handling of relations with Iran favorably. Although their favorable attitude towards the Obama Administration's policy towards Iran has declined, **fifty-five percent (55%)** of Iranian Americans indicate that they would vote for President Obama if the 2012 election were held today.

When asked if they would support or oppose the delisting of the Mujahadeen-e Khalq (MEK) from the State Department's list of foreign Terrorist Organizations, a plurality of Iranian Americans (**45%**) cite that they are somewhat opposed or strongly opposed, while **twenty-two percent (22%)** indicate that they strongly support or somewhat support, and **one-third** were unsure.

IN SUMMARY

These survey results can be viewed from a diversity of viewpoints. Clearly, Iranian Americans continue to regard their culture and heritage as an important component of their day to day life and their overall identity within the United States. Their desire and ability to maintain close contact with their families and friends in Iran is a clear testament to this strong affinity. Though they continue to be active and productive participants in the social and civic life within the United States, Iranian Americans' desire for a different regime in Iran, one that respects human rights and democracy, is clearly manifested in the survey. Although the predominant majority of Iranian Americans are strongly opposed to military action against Iran, Iranian Americans differ in their views between diplomacy and regime change as the best course of action for the U.S. to take towards Iran. While support for both tightening or removing economic sanctions against Iran as policy options receive little support, a significant number of Iranian Americans find the restrictions imposed by the sanctions as burdensome on them and their families.



II. REPORT AND SURVEY FINDINGS

Publicly launched in April of 2008, PAAIA is a national organization aspiring to build on the tremendous individual achievements of Iranian Americans across all walks of life in the United States to create a truly representative, nationally recognized voice to further empower Iranian Americans in the public arena. Since its inception, PAAIA has attracted a membership base of over 6,500 individuals from across the United States.

To truly represent the community, however, it is important that we move past personal opinions and establish the facts as to who Iranian Americans are, what issues are important to them, and explore their prevailing views on domestic and other issues that impact their day to day lives and success in the United State.

To that end, as one of its very first undertakings, in August of 2008 PAAIA commissioned Zogby Research Services to conduct a nationwide public opinion survey of Iranian Americans. To our knowledge, this was the first ever national survey of its kind that was specifically focused on Iranian Americans, shedding much needed light on the demographics and attitudes of our community. Following the historic events that unfolded in Iran in the aftermath of the disputed June 12, 2009 presidential election, PAAIA once again commissioned Zogby Research Services to conduct a follow-up national survey of Iranian Americans to gauge how their perceptions and views may have shifted as a result of these events. The 2008 and 2009 surveys were presented to the United States Congress, the media, and the general public to wide acclaim.

In continuing to serve as an accurate source of information about the Iranian American community, PAAIA, through Zogby Research Services, has once again taken the lead by conducting its third nationwide scientific survey of Iranian Americans. The 2011 survey explores attitudes and views of Iranian Americans on the issues that are most important to them, the role Iranian American organizations could or should play with respect to these issues, the community's links to Iran, U.S.-Iran relations, President Obama's handling of relations with Iran, and views of Iranian Americans on the U.S. presidential election of 2012.

KEY FINDINGS

The key findings of PAAIA's 2011 public opinion survey of Iranian Americans are as follows:

1. IRANIAN AMERICANS' LINKS TO IRAN

Iranian Americans retain close ties to family in Iran, though the percentage of respondents who say they have immediate family still in Iran has dropped off from sixty-two percent (62%) in 2009 to forty percent (40%) in 2011. This may be due either to a hesitancy in reporting or an increase in emigration from Iran resulting from unrest and repression in the country. Nevertheless, despite the drop in the percentage, it is clear that close ties remain between Iranian Americans in the U.S. and their families in Iran. Only twelve percent (12%) of Iranian Americans surveyed reported not having any family in Iran in 2011.

According to the 2011 survey results, Iranian Americans are in relatively frequent communications with friends and family in Iran – consistent with results found in 2009. More specifically, five percent (5%) of the respondents communicate with friends and family in Iran daily, twenty-four percent (24%) communicate several times per week, and thirty-three percent (33%) several times per month. In contrast, twenty-two percent (22%) of Iranian Americans



communicate with Iran only several times a year, and a minority (15%) do not communicate regularly with Iran.

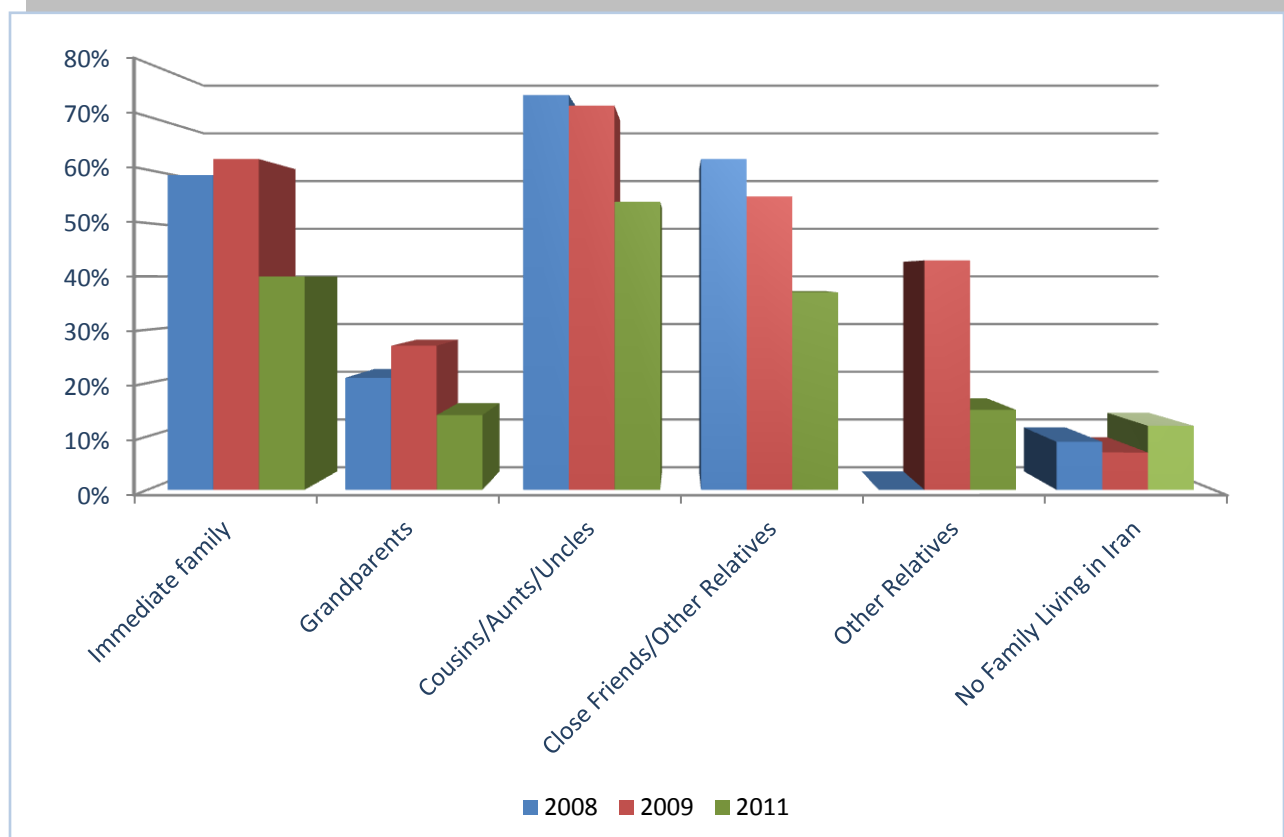


FIGURE 1 - IRANIAN AMERICANS CONTINUE TO MAINTAIN CLOSE LINKS TO IRAN

2. ROLE OF ETHNIC HERITAGE IN DEFINING IDENTITY

Ethnic heritage remains important to most Iranian Americans – consistent with results found in 2008 and 2009. As noted in Figure 2 on the following page, over half of those surveyed in 2011 indicated that their ethnic heritage is very important in defining their identity (53%) while thirty percent (30%) indicated that it is somewhat important. On the other hand, six percent (6%) of Iranian Americans indicated that their ethnic heritage is somewhat unimportant, and another six percent (6%) claimed that it is very unimportant.

3. ISSUES OF IMPORTANCE TO IRANIAN AMERICANS

As noted in Figure 3 on the following page, top priorities for Iranian Americans remain foreign policy issues involving Iran (32%) and issues that affect their lives in the United States (31%). While these are the same issues that were priority concerns in 2008 and 2009, what has shifted is the rating that is given to each issue. In 2008, local issues dominated Iranian American concerns; however, foreign policy issues moved to the top as a result of the upheavals that erupted in Iran and the government crack-down that followed the 2009 elections. In 2011, the two issue concerns are tied for importance.



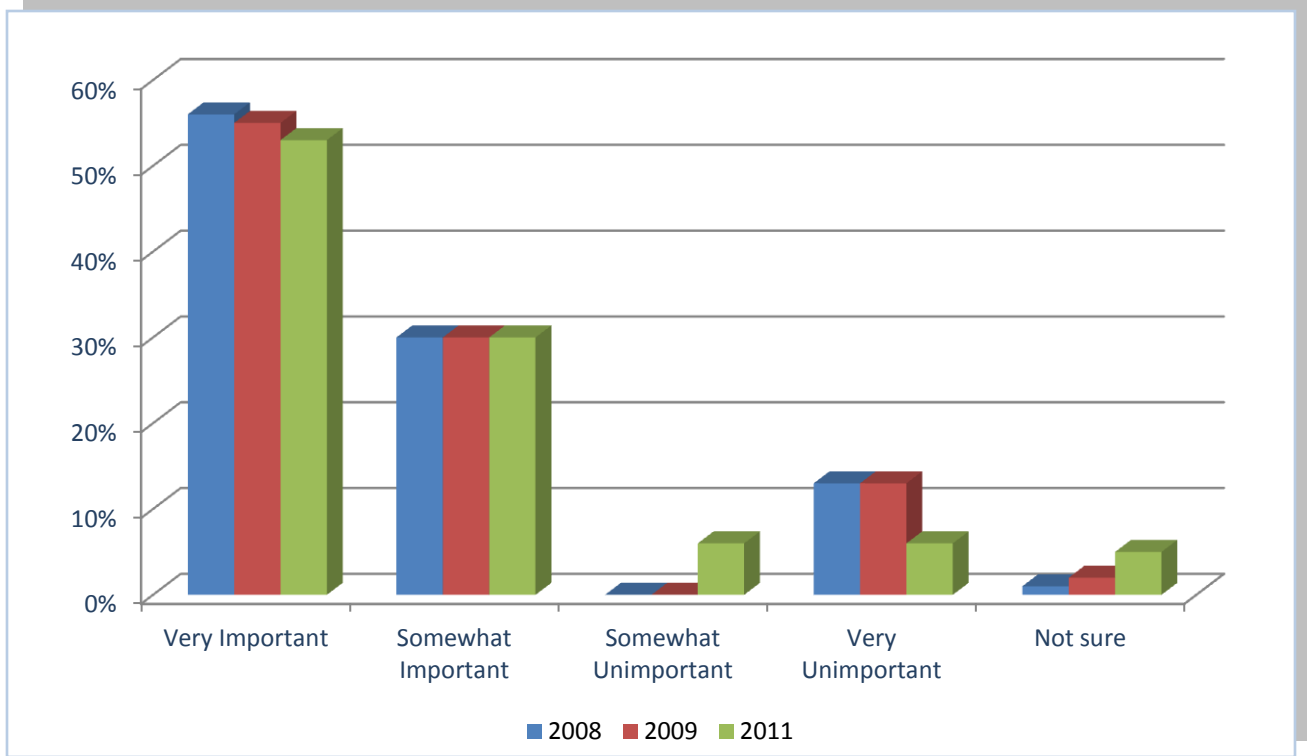


FIGURE 2 - ETHNICITY & HERITAGE IMPORTANT TO IDENTITY

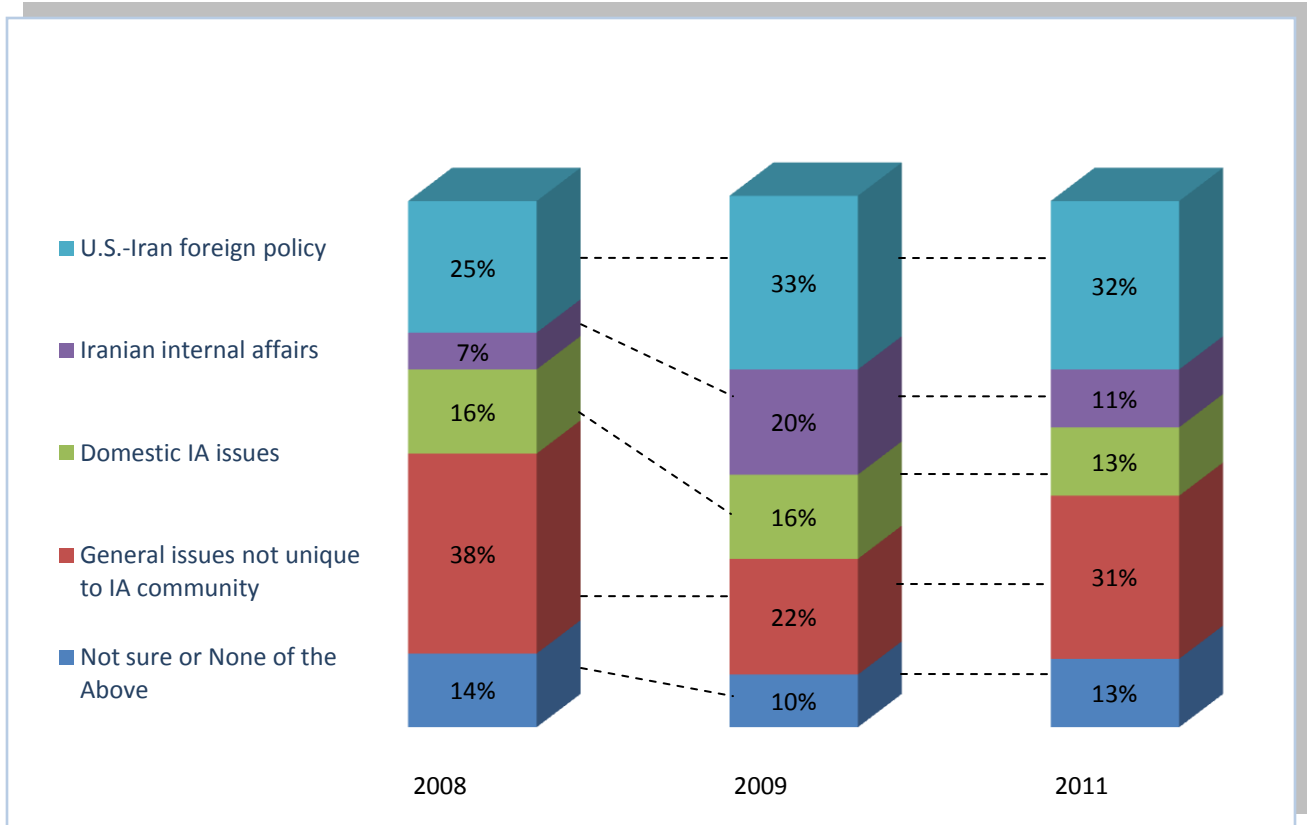


FIGURE 3 - MOST IMPORTANT ISSUES TO IRANIAN AMERICAN COMMUNITY



4. PRESIDENT OBAMA'S HANDLING OF IRAN

There has been a significant decline in Iranian Americans' ratings of President Obama's handling of Iran. In 2009, in the midst of violence and demonstrations that were rocking Iran, the President's policies were viewed favorably by fifty-two percent (52%) while seen unfavorably by thirty-nine percent (39%). In 2011, these numbers have reversed to thirty-two percent (32%) favorable and fifty-six percent (56%) unfavorable of the President's handling of Iran.

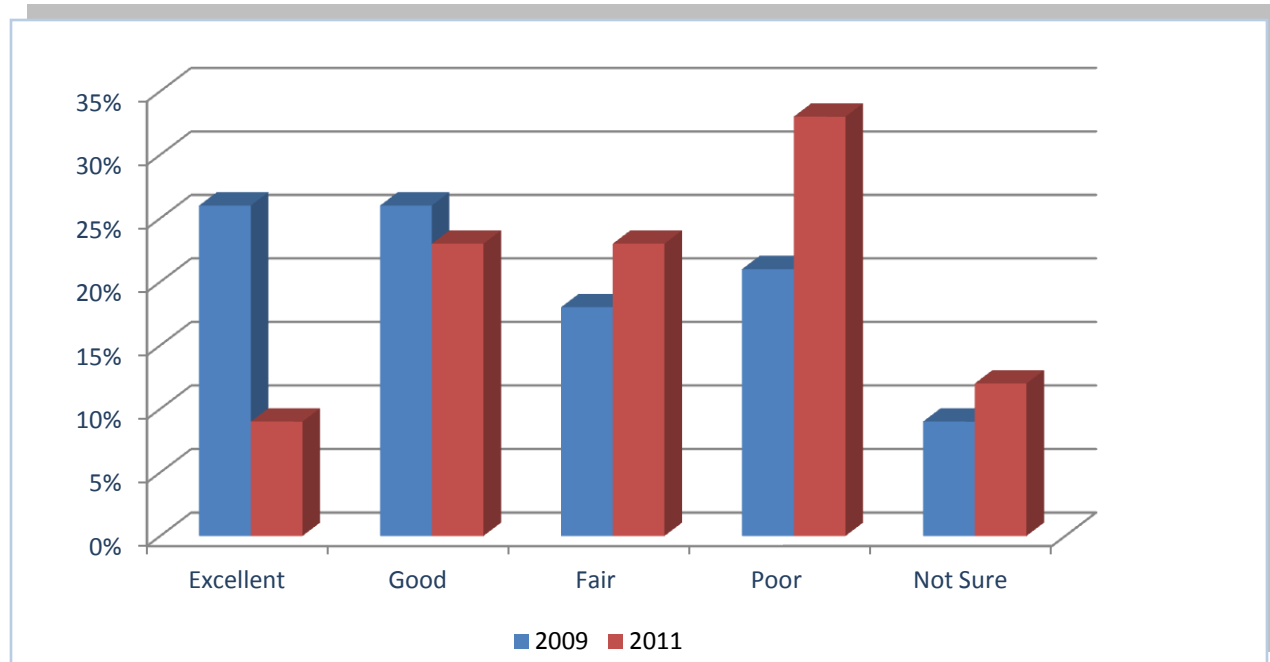


FIGURE 4 - PRESIDENT OBAMA'S HANDLING OF IRAN¹

5. MOST IMPORTANT ISSUES RELATING TO U.S.-IRAN RELATIONS

U.S.-Iran relations continue to be an important issue for the Iranian Americans surveyed. As seen in Figure 5 on the following page, sixty-three percent (63%) of Iranian Americans surveyed cited the promotion of human rights and democracy in Iran as the most important issue in this area. The second most important issue relating to U.S.-Iran relations was promoting regime change, with thirty percent (30%) of the respondents citing it as important. These and the ratings given to other policy options demonstrate very little change from the 2009 survey ratings. The major shifts from the 2009 results include: an increased number of Iranian Americans who desire a lifting of U.S. restrictions on sending money to family and charities in Iran and a similar desire to intensify efforts to limit Iran's role in supporting terrorist organizations. The promotion of regime change was not an option in the 2008 survey.

¹ In 2009, respondents were asked "how would you rate President Obama's handling of the Iranian Election – Excellent, Good, Fair, Poor, or Not Sure."



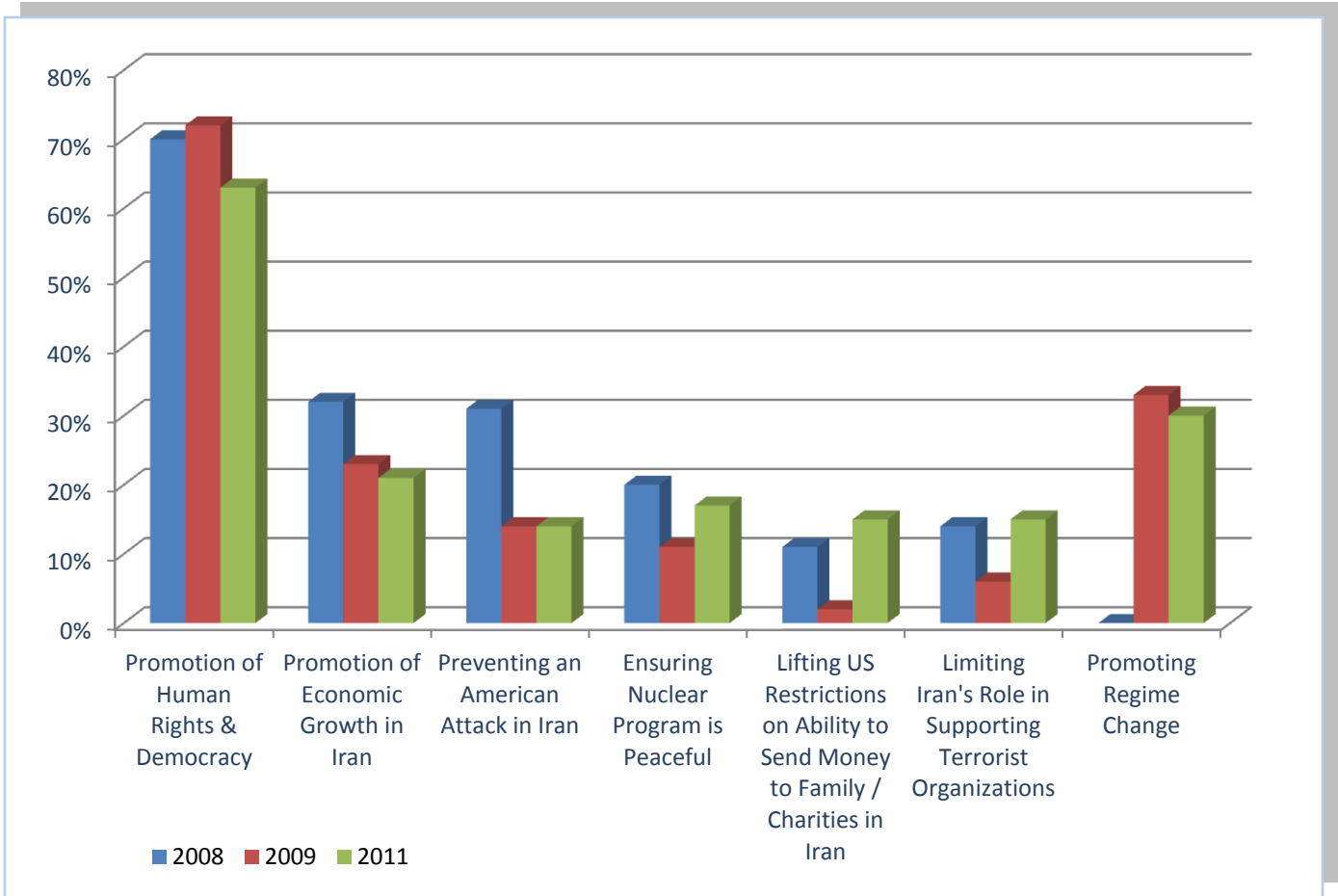


FIGURE 5 - MOST IMPORTANT ISSUES RELATING TO U.S. - IRAN RELATIONS²

6. U.S. POLICY TOWARDS IRAN

Iranian Americans surveyed appear to be almost equally divided on the question on which U.S. policy towards Iran would best serve American interests. Thirty-eight percent (38%) of respondents cited diplomatic negotiations or relations as the most appropriate policy – compared to sixty-nine percent (69%) of those surveyed in 2008. Thirty-two percent (32%) cited promotion of regime change as the most appropriate option (this was not one of the available options in the 2008 survey). Finally, of those responding to the 2011 survey, ten percent (10%) believe removing economic sanctions would best serve U.S. interests, whereas a slightly smaller seven percent (7%) favor tightening of economic sanctions. An equally small number of respondents (3%) believe U.S. military action would be in the best interests of the United States. Figure 6 on the following page provides a graphical depiction of these results.

² The results presented in this section are in response to a question asking the respondents to choose their top two choices, and as such add up to more than 100%.



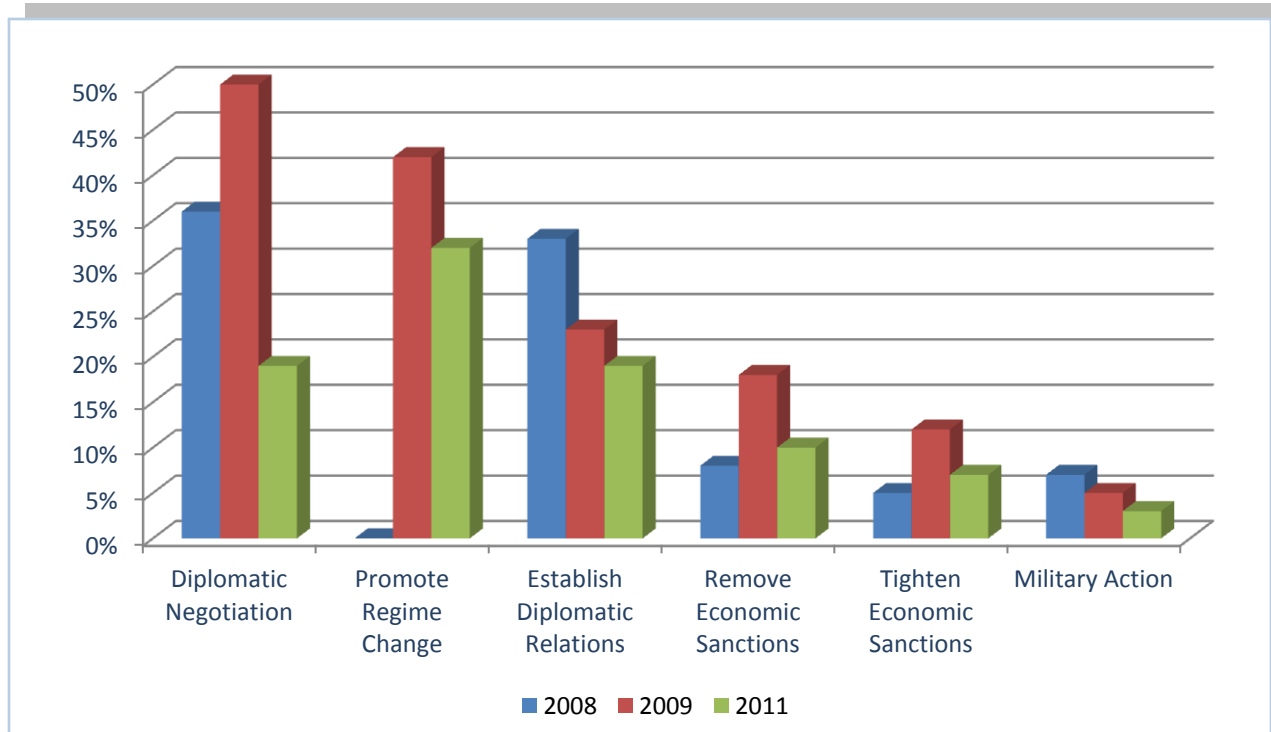


FIGURE 6 - ACTION THAT WOULD BE IN THE BEST INTERESTS OF THE U.S.³

7. ESTABLISHING U.S. INTEREST SECTION IN IRAN

A large majority, seventy-three percent (73%), of Iranian Americans surveyed support establishing a U.S. interest section in Iran that would provide consular services and issue U.S. visas, but would not constitute the resumption of diplomatic relations. Fourteen percent (14%) of Iranian Americans oppose the establishment of such an entity. By comparison, eighty-four percent (84%) of those surveyed in 2008 cited their support for establishment of a U.S. Interest section in Iran, while eight percent (8%) opposed the idea.

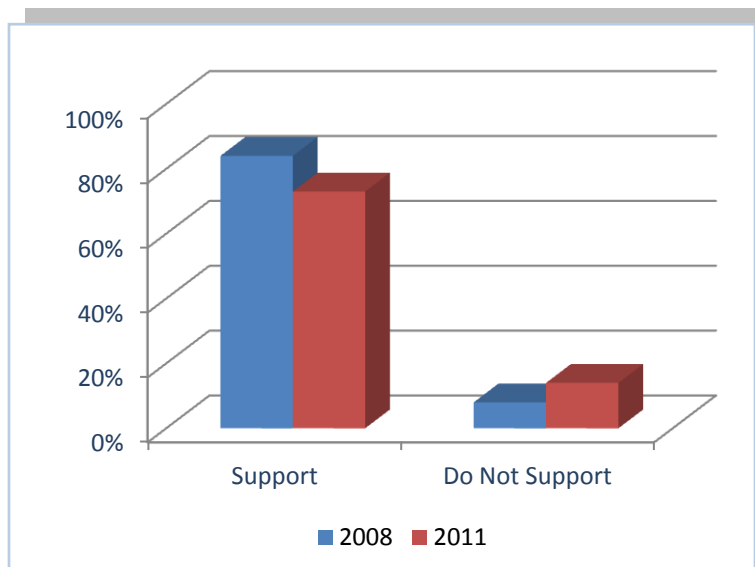


FIGURE 7 - ESTABLISHING U.S. INTEREST SECTION IN IRAN

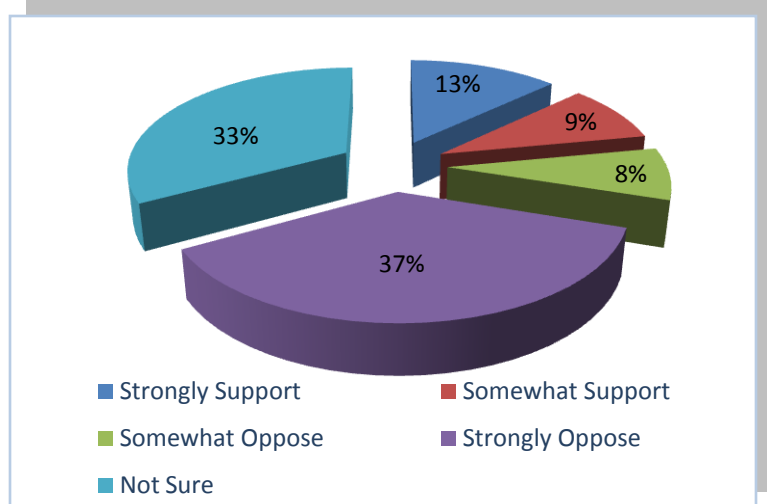
³ The results presented in 2009 are in response to a question asking the respondents to choose their top *two* choices, and as such add up to more than 100%, while in 2008 and 2011 respondents were asked to choose only their top choice.



8. DELISTING MUJAHEDDEEN-E KHALQ (MEK)

A plurality of Iranian Americans (45%) are not supportive of efforts to “delist” the MEK from the State Department’s list of Foreign Terrorist Organizations. In contrast, only twenty-two percent (22%) support the delisting while thirty-three percent (33%) are not sure.

FIGURE 8 - DELISTING MEK



9. IMPACT OF U.S. SANCTIONS ON THE IRANIAN AMERICAN COMMUNITY

Iranian Americans are divided as to whether U.S. Sanctions on Iran impose a burden on them and their families. Twenty-one percent (21%) of Iranian Americans surveyed indicate that restrictions on transferring money between Iran and the U.S. are very burdensome and twenty-three percent (23%) cite that such restrictions are somewhat burdensome, while twelve percent (12%) indicate that the restrictions are not very burdensome and thirty-five percent view them as not at all burdensome. Ten percent of Iranian Americans are not sure.

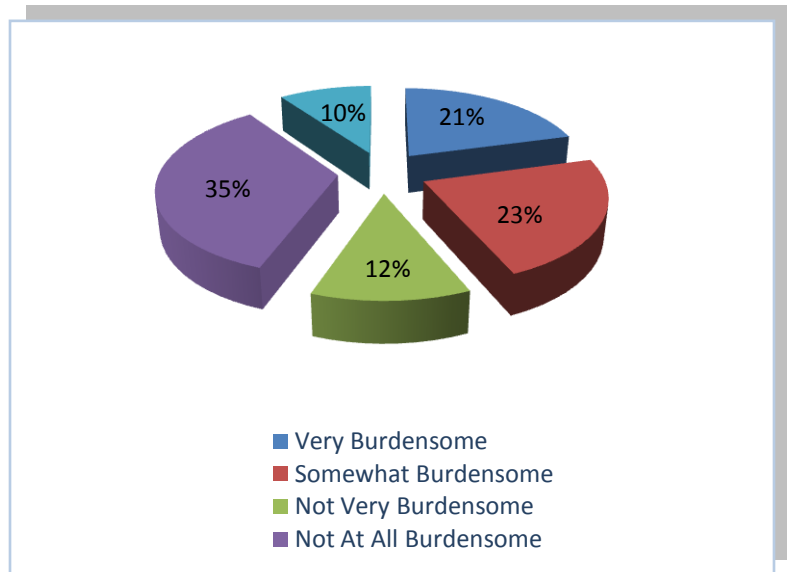


FIGURE 9 - IMPACT OF U.S. SANCTIONS ON IRANIAN AMERICAN COMMUNITY

10. TYPE OF GOVERNMENT IN IRAN

As seen in Figure 10, on the following page, only six percent (6%) of Iranian Americans believe that any form of “Islamic Republic” works well in Iran. Two-thirds (67%) want Iran to be a secular democracy.



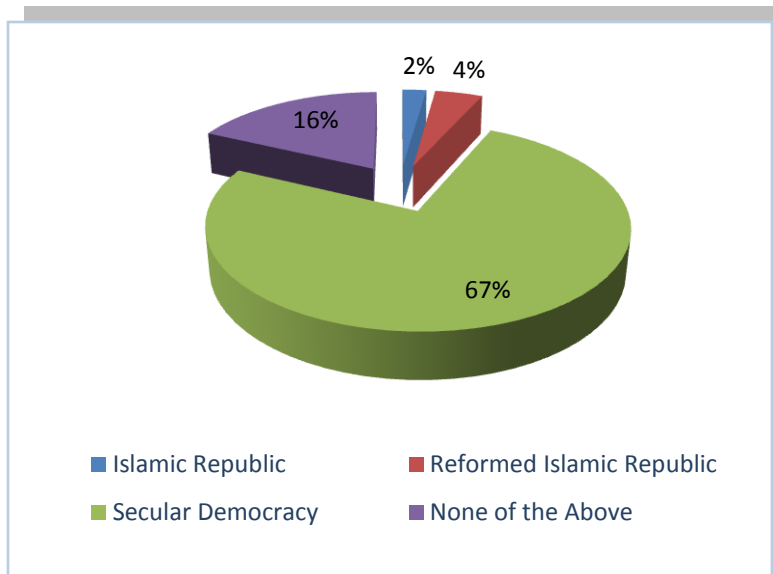


FIGURE 10 - TYPE OF GOVERNMENT THAT WOULD WORK BEST IN IRAN

11. 2012 PRESIDENTIAL ELECTION

In 2008, sixty-five percent (65%) of Iranian Americans voted for President Obama. In 2012, fifty-five percent would consider voting for President Obama, while only eighteen percent (18%) would consider voting for the Republican candidate and twenty-seven percent (27%) would not vote. Eighty-three percent (83%) of Iranian Americans surveyed are registered to vote and more than eight in ten eligible voters indicate their intention to vote in 2012. In regard to their participation in American political and civic life, twenty-three percent (23%) of Iranian Americans have written a letter or made a call to a public official, while twenty-two percent (22%) have donated money to a political candidate or campaign.

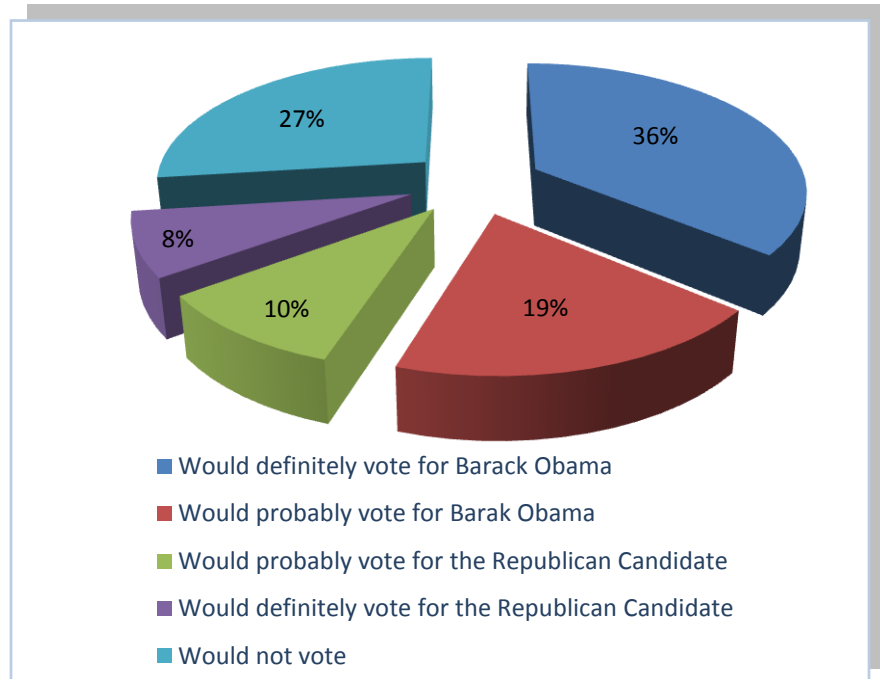


FIGURE 11 - 2012 ELECTION



III. ORGANIZATIONAL INFORMATION

PUBLIC AFFAIRS ALLIANCE OF IRANIAN AMERICANS (PAAIA)



PAAIA is a nonprofit, nonpartisan, nonsectarian, independent organization that represents the domestic interests of the Iranian American community before U.S. policymakers, opinion makers, and the American public at large. PAAIA seeks to achieve its mission by focusing on three major areas of activities: Community Building, Image Building, and Influence Building. For more information about PAAIA, you can visit our website at www.paaia.org.

For more information about or questions regarding this survey and its content, please contact PAAIA at info@paaia.org or at (202) 828-8370.

ZOGBY RESEARCH SERVICES



Zogby Research Services (formerly Zogby International) is a pre-eminent polling firm that has been tracking public opinion throughout the world since 1984, and has a particular expertise in polling ethnic communities in the United States.

For more information about and questions regarding the methodology for conducting this survey, please contact James Zogby at Zogby Research Services at jameszogby@yahoo.com or Chad Bonhert at chad@jzanalytics.com.

This report and the findings of the survey are the exclusive copyrighted property of PAAIA. No duplication, in whole or in part, is permitted without the prior written authorization of PAAIA. Unauthorized duplication is a violation of law.



IV. APPENDICES

APPENDIX 1. CHARACTERISTICS OF RESPONDENTS

DEMOGRAPHICS

Sample Characteristics	Frequency	Valid Percent*
Sample Size	400	100
East	96	24
South	122	31
Central/Great Lakes	59	15
West	123	31
Democrat	167	42
Republican	40	10
Independent	106	27
18-29	43	11
30-49	114	29
50-64	182	46
65+	61	15
18-24	18	5
25-34	35	9
35-54	180	45
55-69	137	34
70+	30	8
Muslim	124	36
Roman Catholic	2	1
Protestant	26	8



Sample Characteristics	Frequency	Valid Percent*
Atheist/Realist/Humanist	36	10
Zoroastrian	8	2
Baha'i	29	7
Jewish	31	9
Agnostic	23	7
Other	68	20
Male	231	58
Female	169	42
< \$25,000	27	8
\$25-35K	24	7
\$35-50K	38	12
\$50-75K	49	15
\$75-100K	51	16
\$100K+	139	42

METHODOLOGY

Zogby Research Services was commissioned by PAAIA to conduct a telephone survey of Iranian American adults. The survey was conducted between October 3 - 6, 2011 and is based on successful interviews in English with a representative sample of 400 Iranian American respondents. Each respondent answered approximately twenty questions. The respondents were randomly drawn from purchased Iranian surname lists. All of the respondents were above the age of eighteen, fifty-eight percent (58%) of whom were male and forty-two percent (42%) were female.

Zogby Research Services working with janalytics, conducted the survey employing sampling strategies in which selection probabilities are proportional to population size within area codes and exchanges. Up to ten calls are made to reach a sampled phone number. Cooperation rates are calculated using one of the methodologies that are approved by the American Association for Public Opinion Research and are comparable to other professional public-opinion surveys conducted using similar sampling strategies. *The margin of error for the results of this survey is +/- 5 percentage points, which is an acceptable margin of error for a survey of this type.* Margins of error are higher in sub-groups.



APPENDIX 2. QUESTIONNAIRE AND RESULTS

1. Which of the following issues is most important to you?*

	2008	2009	2011
Domestic issues involving Iranian-Americans (e.g., civil rights/discrimination, etc.)	16	16	13
Foreign policy issues involving U.S.-Iran relations	25	33	32
Internal Affairs of Iran (Iranian government, Iranian society, etc.)	7	20	11
Issues that affect my life, family and community and are not unique to Iranian-Americans	38	22	31
None of the above	7	6	7
Not sure	7	4	6

**Respondents were asked to choose only one.*

2. What would you expect to be the two main goals of an Iranian-American community or civic organization?*

	2009	2011**
Improve the image of Iranian-Americans	34	25
Educate Iranian-Americans about the U.S. political process and increase the political influence of the Iranian-American community	24	23
Preserve and promote the culture and heritage of the Iranian-American community	22	20
Provide business and social networking opportunities to Iranian-Americans	12	24
Influence U.S. Policy toward Iran	17	21
Promote democracy and human rights in Iran	59	47
Not Sure	4	4

** Respondents were asked to choose only two responses.*

*** In 2011, asked as "What in your opinion should be the most important goals of an Iranian-American community or civic organization?"*



3. Do any of the following family members still live in Iran for at least three months each year?*

	2008	2009	2011
Immediate Family	59	62	40
Grandparents	21	27	14
Cousins/Aunts/Uncles	74	72	54
Close Friends or Other Relative	62	55	37
Other Relatives	**	43	15
I have no family living in Iran	9	7	12
Not Sure	1	--	

**In 2008 was asked about 'at least a significant portions of each year.'*

***Not Asked.*

4. How often do you travel to Iran?

	2008	2009	2011
Once a year or more	7	11	9
Once every 2-3 years	29	30	23
I rarely travel to Iran	32	34	29
I've never been back to Iran	28	**	30
I've never been to Iran	4	24	8
Not Sure	<1	1	2

***Not Asked.*



5. How frequently do you communicate with your family in Iran—daily, several times per week, several times per month, several times per year or not at all?

	2009	2011
Daily	6	5
Several times per week	23	24
Several times per month	39	33
Several times per year	21	22
I do not communicate regularly with my family in Iran	10	15
Not sure	1	2

6. Which of the following do you use to communicate with your family and friends in Iran?*

	2009	2011
Email	40	32
Regular Mail	7	4
Telephone	88	72
Skype	4	9
Twitter	2	3
Facebook	12	19
Other social networking sites (MySpace, etc.)	3	3
I do not communicate regularly with my family in Iran	7	11
Not sure	1	--

** Respondents were asked to choose all that apply.*



7. How important is your ethnic heritage in defining your identity —very important, somewhat important, somewhat unimportant, not very important?*

	2008	2009	2011
Very Important	56	55	53
Somewhat Important	30	30	30
Somewhat Unimportant**			6
Very Unimportant/Not Very Important*	13	13	6
Not sure	1	2	5

* In previous years: How important is your ethnic heritage in defining your identity —very important, somewhat important, or not important?

**Option offered in 2011.

8. How closely do you follow news from Iran—very closely, somewhat closely, not very closely or not at all closely?

	2008	2009	2011
Very closely	41	50	36
Somewhat closely	37	35	39
Not very closely	16	10	17
Not at all closely	6	5	7
Not Sure	1	-	2

9. How would you rate President Obama’s handling of the Iranian election— excellent, good fair or poor?

	2009	2011
Excellent	26	9
Good	26	23
Fair	18	23
Poor	21	33
Not Sure	9	12



10. Of the following issues relating to U.S.-Iran relations, which two are most important to you?*

	2008	2009	2011
Promotion of human rights and democracy in Iran	70	72	63
Promotion of economic growth in Iran	32	23	21
Ensuring Iran's nuclear program is for peaceful purposes	20	11	17
Lifting U.S. restrictions on ability of individuals to send money to families and charities in Iran	11	7	15
Limiting Iran's role in supporting terrorist organizations	14	6	15
Preventing an American military strike against Iran	31	14	14
Promoting regime change	**	33	30
None of the above	3	3	4
Not Sure	2	2	9

* Respondents were asked to choose top two choices.

**Not asked.

11. Which of the following U.S. actions towards Iran do you believe would be in the best interest of the United States?*

	2008**	2011
Military Action	7	3
Diplomatic Negotiations	36	19
Remove Economic Sanctions	8	10
Tighten Economic Sanctions	5	7
Establish Diplomatic Relations	33	19
Promote Regime Change	***	32
None of the Above	7	3
Not Sure	5	7

* Respondents were asked to choose their top two choices in 2009.

Respondents were asked 'Which of the following U.S. actions relating to Iran will be in the best interests of the United States?' *Not asked.



12. Would you support or oppose the establishment of a U.S. Interest Section in Tehran that would provide consular services and issue U.S. visas, but would not constitute the resumption of diplomatic relations with Iran?*

	2011
Strongly Support	50
Somewhat Support	23
Somewhat Oppose	4
Strongly Oppose	10
Not sure	14

** In 2008, respondents were asked if they support, oppose, or are not sure.*

13. Would you support or oppose the delisting of the Mujahadeen-e Khalq (MEK) from the State Department's list of Foreign Terrorist Organizations (FTOs)?

	2011
Strongly Support	13
Somewhat Support	9
Somewhat Oppose	8
Strongly Oppose	37
Not sure	33

14. Under current U.S. sanctions laws on Iran, it is illegal for an Iranian-American to sell property inherited or owned in Iran without obtaining prior permission from the U.S. government, and there are restrictions on transferring money between Iran and the U.S. How do these laws impact you and your family?

	2011
Very Burdensome	21
Somewhat Burdensome	23
Not Very Burdensome	12
Not at all Burdensome	35
Not sure	10



15. Are you registered to vote in the United States?

	2011
Yes	83
No	16
Not sure	1

16. Why are you not registered to vote in the United States?*

	2011
I am not interested/don't care about politics	21
I do not believe my vote matters	8
I do not know how to register to vote	5
I do not have time to register to vote	13
I am not eligible to vote	52
Not sure	2
<i>*Asked only of the 16% of Iranian Americans who are not registered to vote.</i>	

17. How likely are you to vote in the 2012 Elections?

Very Likely	83
Somewhat Likely	11
Not Likely	3
Not Sure	3

18. For whom did you vote in the 2008 Presidential election?

Barack Obama	65
John McCain	12



Other	7
Did not vote	16

19. If the 2012 U.S. Presidential election were to be held today, which of the following describes how you would vote?

I would definitely vote for Barack Obama	36
I would probably vote for Barack Obama	19
I would probably vote for the Republican candidate	10
I would definitely vote for the Republican candidate	8
I would not vote	27

20. Regarding your participation in political and civic life, have you ever done any of the following in the United States?

Met with city or state officials about an issue	10
Met with Federal officials about an issue (for example, your congressperson)	11
Volunteered for a political candidate or campaign	9
Wrote a letter or made a call to a public official	23
Donated money to a political candidate or campaign	22
Joined an interest group	7
Joined a civic or professional organization	16

21. What type of government do you think would work best in Iran?

Islamic Republic	2
Reformed Islamic Republic	4
Secular Democracy	67
None of the Above	16





Public Affairs Alliance of Iranian Americans

1614 20th Street NW
Washington DC 20009
Phone: (202) 828-8370
Fax: (202) 828-8371
www.paaia.org

OUR YOUTH ◆ OUR COMMUNITY ◆ OUR VOICE

Community Building ◆ Image Building ◆ Influence Building